

# Axis<sup>AX</sup>


## AX-LPD and AX-NAC Modules

---

Advanced AX-LPD module provides SLC and NAC circuit expansion of an existing AX-CTL-2 Intelligent Fire Alarm Control Panel. The module provides two Style 4 or Style 6/7 Signaling Line Circuits (SLCs) and two notification appliance circuits (NACs). Communications to field devices attached to the SLCs is via an advanced, 100% digital protocol with advantages of being highly immune to noisy environments and will operate over non-shielded cable without causing interference problems with sensitive electronic equipment. The NAC circuits are filtered and regulated, capable of being wired Class A or B, each rated 2 Amp @ 24 VDC. Due to exceptional regulation and high rating, the NAC outputs provide compatibility with virtually any Listed notification appliance.

Each SLC circuit supports up to 126 analog addressable devices (any combination of intelligent detectors, input and/or output devices, including loop powered technology devices), for a total expansion capacity of 252 points. In addition, the SLC circuits support the Advanced unique sub-addressing of various input and/or output devices, expanding system capacities further.

Advanced AX-NAC module provides NAC circuit expansion of an existing AX-CTL-2 Intelligent Fire Alarm Control Panel. The module provides two notification appliance circuits (NACs). The NAC circuits are filtered and regulated, capable of being wired Class A or B, each rated 2 Amp @ 24 VDC. Due to exceptional regulation and high rating, the NAC outputs provide compatibility with virtually any Listed notification appliance.



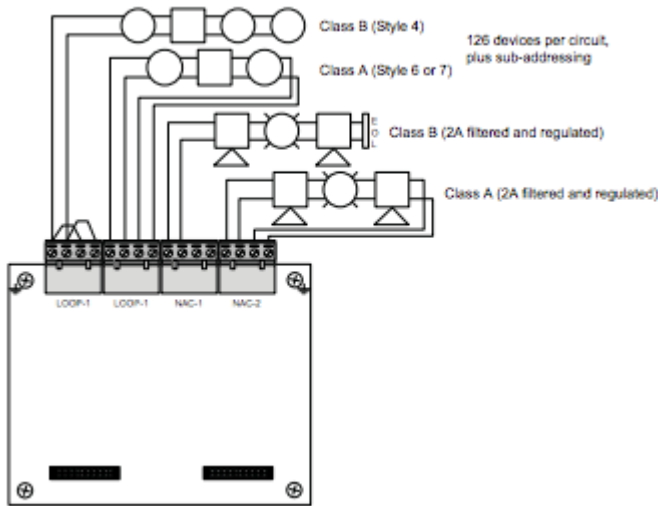
## Features

- 2 SLC/NAC or 2 NAC Expansion
- “Dynamix” I/O Relationship Programming
- Multi-Pattern & Two-Stage NAC Control
- 252 Analog Addressable Point Expansion
- Automatic Detector Testing with Maintenance Alert
- Automatic Drift Compensation per Detector
- Alarm Verification and PAS
- Style 4, 6 & 7 SLC Operation (126 devices per SLC)
- SLC’s Support Loop Powered Technology
- Class A or B NAC Circuits
- Multi-Pattern and Two-Stage NAC Circuit Control
- Synchronized Audibles and Visuals (Panel or Network Wide)
- Programmable Silenceable & Non-Silenceable NACs
- Voltage Regulated NACs (Compatible with many Listed NAC devices)
- “Auto-Learn/Loop Detection” Programming

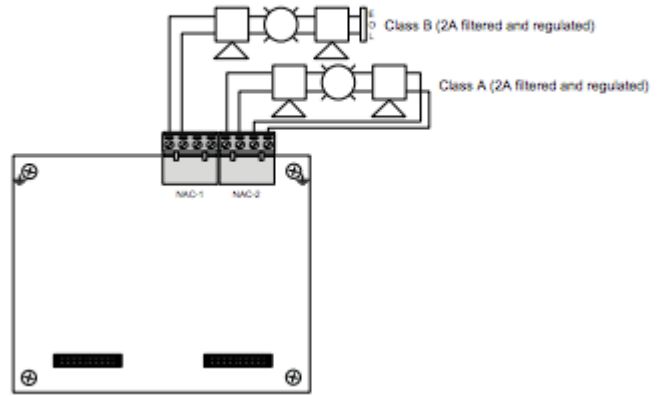
## Listings and Approvals

- ETL ANSI/UL 864 Listed: 101564744NYM-001
- CSFM Approved: 7165-1713:0101
- NYCFD COA #61052A

## Wiring Diagrams



(2-Way SLC/NAC)



(2-Way NAC)

## Specification

<b>SLC Loop</b>	
Class (Style)	Class A or B (Style 4, 6 or 7)
Voltage	24 VDC
Minimum Return Voltage	17 VDC
Current	.5A
<b>NAC Circuits</b>	
Class (Style)	Class A or B
Voltage	24 VDC (Filtered and regulated)
Minimum Return Voltage	16 VDC
Current	2A (each)
Maximum Voltage Drop	3 VDC
Maximum Line Impedance	1.5 Ω
End of Line Resistor	10K
<b>Environment</b>	Indoor. Dry
<b>Operating Temperature</b>	32 °F-120 °F (0 °C-48 °C)
<b>Humidity</b>	10-95% (Non-condensing)
<b>Dimensions</b>	4 7/8 " W x 5 1/2 " L x 1 1/2 " D
<b>Weight</b>	4.5 oz

## Order Codes and Options

AX-LPD	2-Way SLC/NAC
AX-NAC	2-Way NAC

Check if this document is up to date | Give us feedback

9564 Yellowhead Trail NW, Edmonton AB, T5G 0W4, Canada T: 1 (866) 462-7100 E: info@harding-tech.com W: www.harding-tech.com

As our policy is one of constant product improvement the right is therefore reserved to modify product specifications without prior notice.